



Graduate Certificate in Complex Trauma and Child Sexual Abuse

Cohort 15
 Respondents 11
 Response Rate 73%

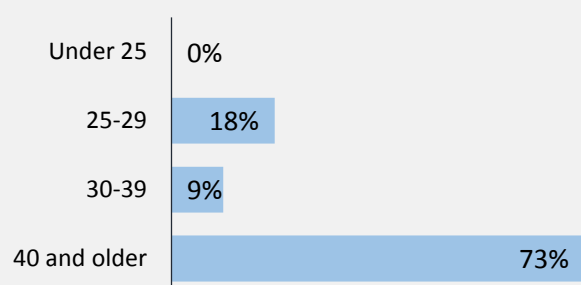
Description of Survey Respondents

Demographics

Gender



Age at the Time of the Survey



Aboriginal Identity

20%

Based on domestic students only.

Median Age

46

Further Education

73%

took further studies after graduating from their program

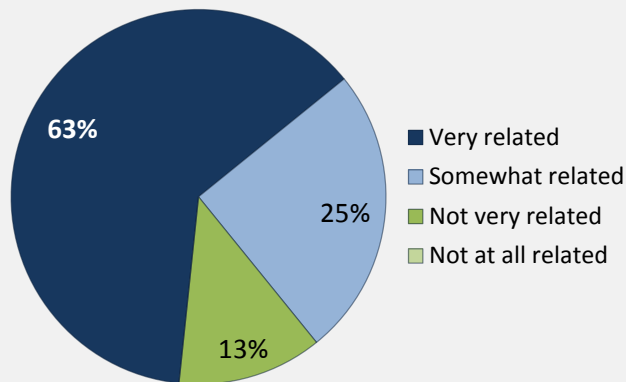
100%

of those who had taken further studies said their program helped prepare them

27%

of respondents were currently studying

Further Studies Related to Program



Of those who have taken further studies, including still attending.

n = 8

14%

of those who took further studies expected transfer credit
 n = 1

Of those who expected transfer credit:

0%

Received transfer credit

0%

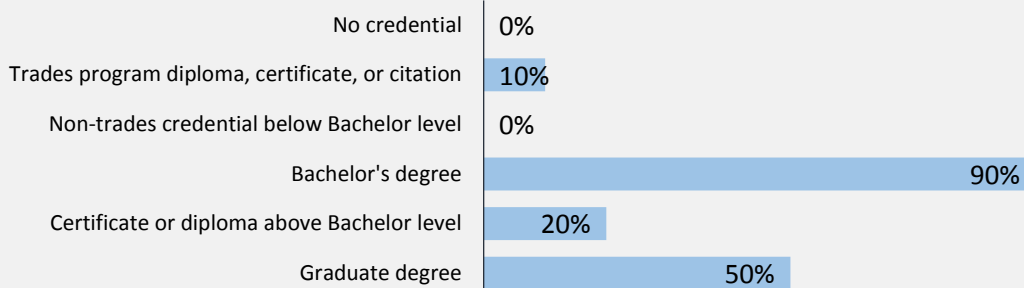
were Very satisfied or Satisfied with their transfer experience

Past Education

91%

of respondents had taken previous post-secondary education

n = 10



Credentials are based on those who had taken previous post-secondary education.
 Respondents could report more than one type of post-secondary credential.

Beginning in 2015, respondents were asked if they took ABE or ESL courses during or prior to their studies

Adult Basic Education

0%

English as a Second Language

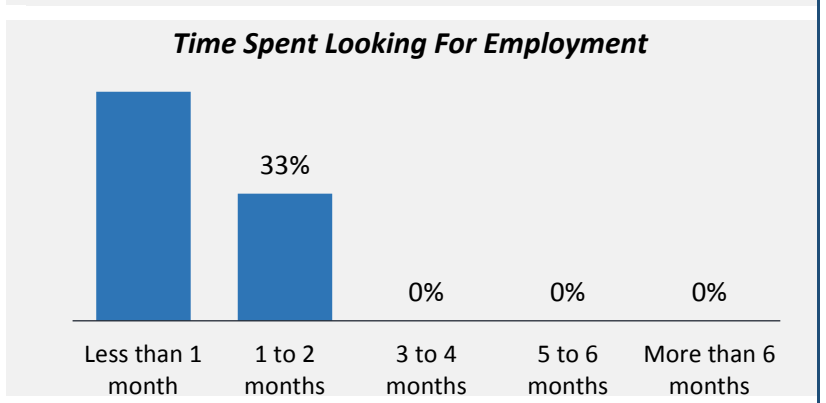
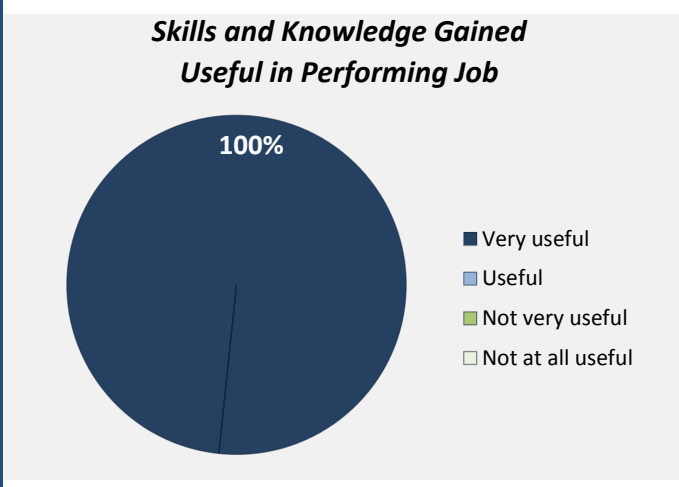
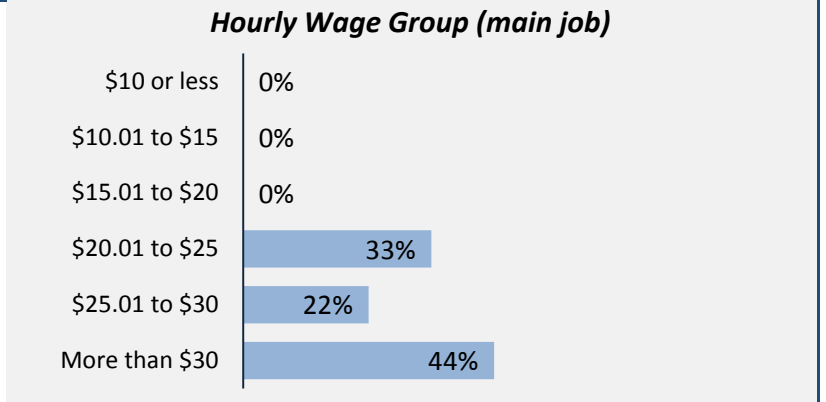
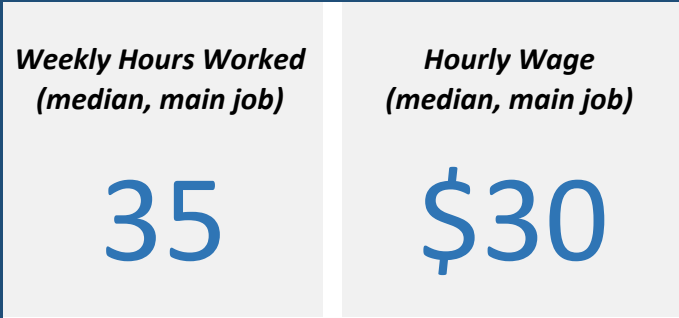
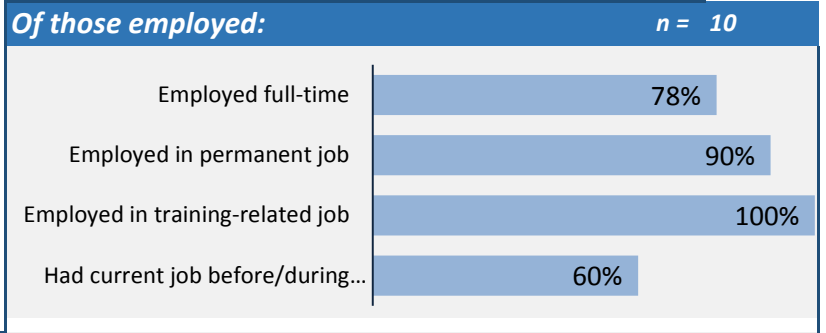
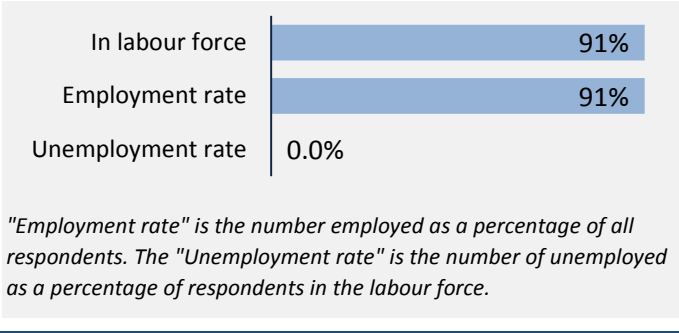
0%



Graduate Certificate in Complex Trauma and Child Sexual Abuse

Cohort 15
 Respondents 11
 Response Rate 73%

Employment Outcomes



Top Occupations (4-digit NOC)

Occupation	# Employed	% of those employed
4153: Family, marriage and other related counsellors	4	40%
4212: Social and community service workers	2	20%
4152: Social workers	2	20%
4413: Elementary and secondary school teacher assistants	1	10%
0311: Managers in health care	1	10%
	10	100%



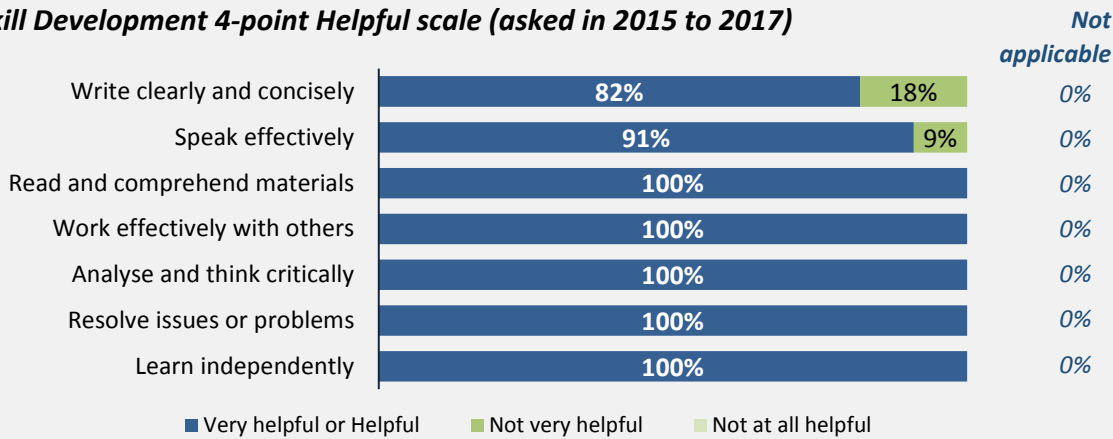
Graduate Certificate in Complex Trauma and Child Sexual Abuse

Cohort 15
Respondents 11
Response Rate 73%

Skill Development and Post-Secondary Experience

In 2015, the skill development questions changed from a 5-point Well scale to a 4-point Helpful scale.

Skill Development 4-point Helpful scale (asked in 2015 to 2017)




Percentages are based on those who gave a valid rating, excluding those who said Not applicable.

Overall Skill Rating (2015 to 2017)

96%

Overall Skill Rating is an average of the percentages of those who answered Very helpful or Helpful to the 7 skill development questions. (AEST performance measures.)

Skill Development 5-point Well scale (asked 2013 to 2014)



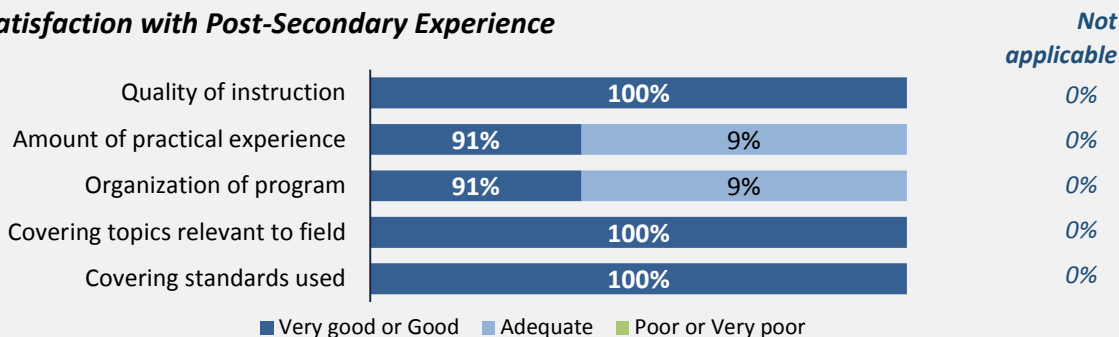
Percentages are based on those who gave a valid rating, excluding those who said Not applicable.

Overall Skill Rating (2013 to 2014)

-

Overall Skill Rating is an average of the percentages of those who answered Very well or Well to the 7 skill development questions. (AEST performance measures.)

Satisfaction with Post-Secondary Experience



Percentages are based on those who gave a valid rating, excluding those who said Not applicable.

100%

said they were Satisfied or Very satisfied with the education they received.